

Blowers Green Primary: School at Home **Year 1**

Week 1, Day 4: Thursday 26th March 2020



E-mail: yearone@blowers.dudley.sch.uk

Good morning Class 1!

Below are your 'School at Home' tasks for today along with any links and resources which will help you to complete your home learning.

As always, you can e-mail me any questions you might have on the e-mail address above. You can also e-mail power point or word-processed tasks to me so I can provide you with feedback on your learning.







All supporting materials and tasks are at the bottom (after the table below). Keep scrolling down to find them!

Good luck and well done for continuing your learning and working so hard! I can't wait to see your work.

Remember all of your written work should be in your best kinetic letters.

Mrs Perry

P.S Remember, you also have your challenges to work on!

Subject	Task	Link/Resources
Literacy	Task 1: Reading Comprehension	Advice from a dentist
	Task 2: Kinetic Letters	Can you write a letter/story to me or a member of your family. Use your best kinetic letters! See the kinetic letter sheet below. Take a phot and send it to me. 😊
Numeracy Our focus for this is capacity (an amount which can be held by a container)	Task 1: Recap of place value	Ask mom/dad to say a number between 0-99. State how many tens and ones this number has. E.g. 56 is 5 tens (50) and 6 ones (6) Can you count forwards and backwards in 2, 5 and 10s?
	Task 2: Capacity and Volume	Use non-standard units to estimate a capacity.
Phonics	Task 1 - Phase 2-5 sounds	Say the sounds out loud. Can you think of any words with these sounds in?
	Task 2 -Phonics Activity sheet.	See below
Art: Textiles and weaving	This week we are focusing on the art of weaving . 	Can you use a paper loom to create a weave. Use your paper loom and weave different coloured strips of paper through. Please then use the black cut out of Elmer to place on top. See below. This will create the image of Elmer. Please take a picture and email it to me 😊 yearone@blowers.dudley.sch.uk
Science: Seasons To complete across the week.	Staying Safe in the Sun	This week we are looking at the season of summer. In your blue home learning book or on Purple Mash Can you create a poster informing others of how to stay safe in the sun. <div>    </div>

Advice from a Dentist

10 It is very important to take good care of your
19 teeth. Strong and healthy teeth will help you to
29 chew and eat the right foods that will help you
38 to grow big and strong. Healthy teeth help you
42 to speak clearly, too.

52 After you eat, germs can stick to your teeth and
59 make something called plaque. Plaque can cause
70 holes to form in your teeth if it is not brushed
77 away regularly. Plaque can also make your
86 gums red and sore. If your gums are not
95 healthy, your teeth may start to wobble or fall
105 out. Make sure that you brush your teeth at least
114 twice per day to keep your mouth clean and
115 fresh.



Quick Questions

1. What can plaque do to your teeth?



2. Which two adjectives has the author used to describe how plaque can make your gums?



3. What might you find difficult if your gums are not healthy?



4. Number these sentences from 1 to 3 to show the order they appear in the text.

- ☐ Healthy teeth help you to speak clearly.
- ☐ Plaque can make your gums red and sore.
- ☐ Brush your teeth at least twice per day.



Advice from a Dentist

10 It is very important to take good care of your
19 teeth. Strong and healthy teeth will help you to
29 chew and eat the right foods that will help you
38 to grow big and strong. Healthy teeth help you
42 to speak clearly, too.

52 After you eat, germs can stick to your teeth and
59 make something called plaque. Plaque can cause
70 holes to form in your teeth if it is not brushed
77 away regularly. Plaque can also make you
86 gums red and sore. If your gums are not
95 healthy, your teeth may start to wobble or fall
105 out. Make sure that you brush your teeth at least
114 twice per day to keep your mouth clean and
115 fresh.



Answers

1. What can plaque do to your teeth?

Accept any answer eluding to the fact that plaque can cause holes to form/damage your teeth.



2. Which two adjectives has the author used to describe how plaque can make your gums?

red and sore



3. What might you find difficult if your gums are not healthy? **Accept any sensible answer linked to the text, e.g. If your gums aren't healthy, you might find it difficult to chew and speak properly.**



4. Number these facts from 1 to 3 to show the order they appear in the text.

- 1** Healthy teeth help you to speak clearly.
- 2** Plaque can make your gums red and sore.
- 3** Brush your teeth at least twice per day.



Task 2: Kinetic Letters

Pencil Pick Up song

You get your

Holding Fingers ready

And pick your pencil up

You tip it back

To lay across your hand

You put your Pillow Finger under, to keep poor Curly safe

That's your Three Friends Hold



I can do my Pencil Pick

kinetic Letters® 2018


The Three Friends Pencil Hold



I am Right-handed

Holding Fingers opposite

Can you see some green leaf?



Pencil back

Wrist bent

Hand rests down

Pillow Finger under




I am Left-handed

Pencil back

Wrist bent

Hand rests down



Holding Fingers opposite

Can you see some green leaf?

Pillow Finger under

a b c d e

f g h i j

k l m n o

p q r s t

u v w x y

z

A B C D E

F G H I J

K L M N O

P Q R S T

U V W X Y


Z

Task 2: Capacity and Volume

Capacity: Non-Standard Units

Fill one container with different non-standard units.

This is the
container I will
use:



It is a _____.

Now complete the table below.

Use what ever you have in your house,
cross out the example and put your own if
you need to.


Units	My Estimate	Total
pegs		
lego		
beads		
teabags		

Which unit did you use the most
of? _____

Which unit did you use the least
of? _____

Why was this?

Task 1 - Phase 2-5 sounds



*even

Phonics Activity Mat 1

Read these words to a friend.

hoff 

chin

plig 


sheep

frung 

leap

phote 

spray

landpot 

chatter

Task 2 -Phonics Activity sheet.


Write the missing sounds in these words.

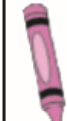
 fo__

 __een

 __ink


 b__ger


 spr__t

 cr__on

 b__d

 l__k__

 h__m__

 ph__n__

Write a word that contains **ure**.

Write the real words next to the chest and the nonsense words next to the bin.

 lith

haunt

moin

dush

 fight

chomp

wess

blank



Circle all of the words that contain the **ee** digraph.

free

night

hard

street

fair

meet

coins

speak

Add the sound buttons to these words.






clouds

thing


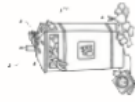
spears

Phonics Activity Mat 1 **Answers**

Read these words to a friend.

hoff	
chin	
plig	
sheep	
frung	
leap	
phote	
spray	
landpot	
chatter	

Write the real words next to the chest and the nonsense words next to the bin.

	<table><tr><td>lith</td><td>haunt</td><td>moin</td><td>dush</td></tr><tr><td>fight</td><td>chomp</td><td>wess</td><td>blank</td></tr></table>	lith	haunt	moin	dush	fight	chomp	wess	blank	
lith	haunt	moin	dush							
fight	chomp	wess	blank							
	<table><tr><td>haunt</td><td>chomp</td></tr><tr><td>fight</td><td>blank</td></tr></table>	haunt	chomp	fight	blank	<table><tr><td>lith</td><td>dush</td></tr><tr><td>moin</td><td>wess</td></tr></table>	lith	dush	moin	wess
haunt	chomp									
fight	blank									
lith	dush									
moin	wess									











Circle all of the words that contain the **ee** digraph.

free	night	hard	street
fair	meet	coins	speak

Add the sound buttons to these words.

clouds	thing	spears
--------	-------	--------

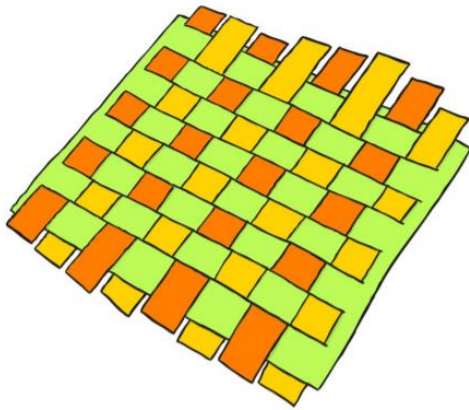
Write the missing sounds in these words.

	fox
	queen
	think
	burger
	sprout
	crayon
	beard
	lake
	home
	phone


Write a word that contains **ure**.

Example answer: pure

How to...



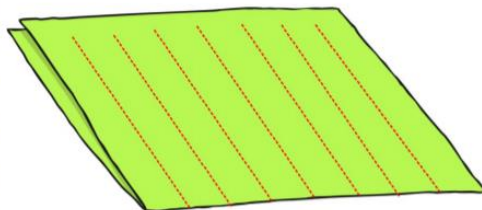
Weave Paper



Materials and equipment:

Scissors
Glue stick
Pencil
Coloured paper
Sticky tape

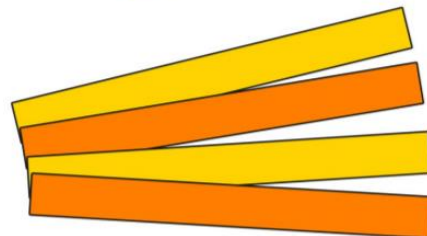
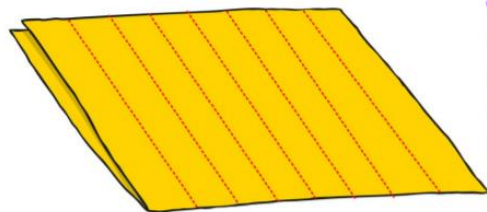
1



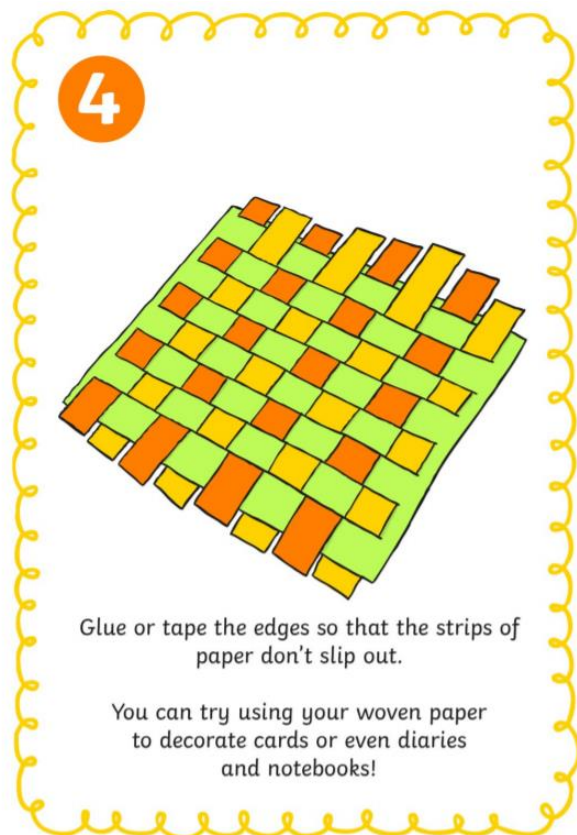
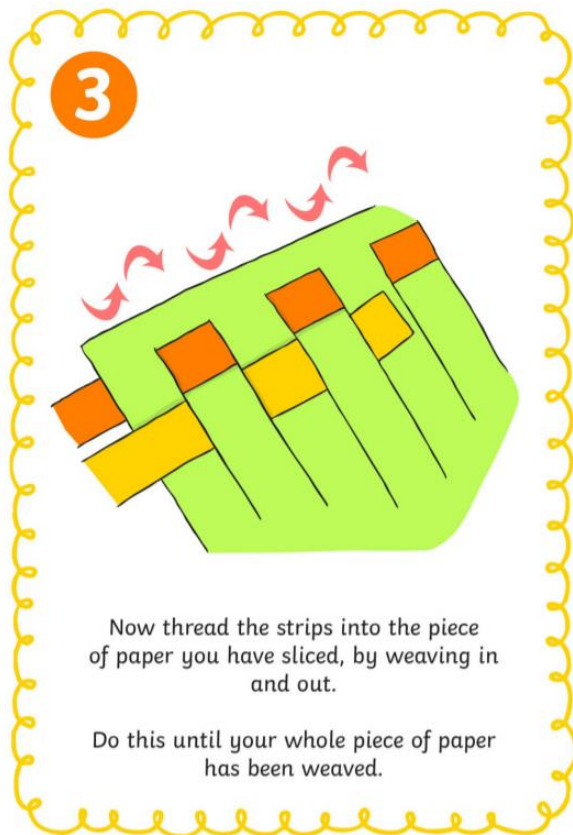
First, fold a piece of paper in half and cut slices into it.

Be careful not to cut all the way through it and leave about an inch of the edge.

2



Next, cut complete strips of the same width from a second piece of paper. Use 2 colours of paper if you wish.



Cut out the middle of the elephant to have the black outline. ☺

